

## Tilting Eave Lite 3w PURE LED

PROJECT:

TYPE:

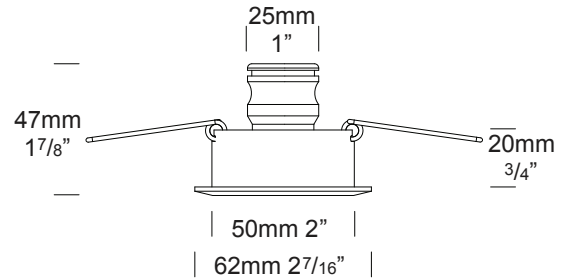
SOURCE:

NOTES:

### SPECIFICATIONS




<b>LED Chip</b>	Cree XPG Plug and Play field replaceable LED board
<b>Luminaire Output</b>	200 Lumens @ 1050mA (3 watts), 120 Lumens @ 700mA (2 watts), 70 Lumens @ 350mA (1 watt), delivered from luminaire with unobstructed beam.
<b>Lumens Per Watt</b>	70 Lumens @ 1 watt minimum, delivered from luminaire with unobstructed beam
<b>CRI (3000K)</b>	90+
<b>Colour Temperatures</b>	2700K, 3000K, 4000K
<b>Beam Angles</b>	15, 25, 45
<b>Ingress Protection</b>	IP66
<b>Warranty</b>	Electronics = 5 years Flange Cop / SS = 10 years Body Aluminium = 5 years
<b>Standards</b>	AS/NZS 61046 cUL 2108 CSA C22.2 No. 250.0-08 CE



### PRODUCT CONFIGURATION

Please fill in appropriate codes into boxes provided

Cat. No. EAVE/T3/L



- S** SERIES, REMOTE DRIVER
- D3** 12VAC, 2W INTEGRAL
- D7** 12VAC, 4W INTEGRAL
- DC7** 9-36VDC, 700mA

- ALUMINIUM**
- EBK** BLACK
  - EBZ** BRONZE
  - EOGR** OLIVE GREEN
  - EWH** WHITE
  - EWB** WHITE BIRCH
  - EDG** DARK GREY
  - ESTAR** SILVER STAR
  - ECT** CORTEN
  - COP** SOLID COPPER
  - SS** STAINLESS STEEL

- 15** 15°
- 25** 25°
- 45** 45°

- 2** 2700K
- 3** 3000K
- 4** 4000K

- CJK** CABLE JOINT KIT

**SERIES, REMOTE DRIVER REQUIRED:**  
Constant current driver  
Individual fixtures require 3vdc @ 1050mA maximum

**12VAC INTEGRAL DRIVER:**  
Hunza integrated plug and play driver (included)  
Input: 9-15VAC.  
Output: 6vdc @ D3=350mA, D7=700mA

**24VAC INTEGRAL DRIVER:**  
Hunza integrated plug and play driver (included)  
Input: 9-36vdc, 3 watt total  
Output: 3vdc nominal, 700mA

[Click for here Remote Power Supply Guidance Charts](#)

# LUMINAIRE CONSTRUCTION

**CNC machined from one of the following metals:**

**Aluminium:**

Body: 25mm (1") anodised aluminium rod.  
 Flange: high corrosion resistant solid aluminium 62mm (2<sup>7/16"</sup>) rod with chromate substrate and high UV resistant polyester powder coat.  
 Colours:  
 Black, Bronze, Silver Star, White, White Birch, Olive Green, Dark Grey, Corten.

**Copper:**

Flange: solid copper 62mm (2<sup>7/16"</sup>) rod.

**316 Stainless Steel:**

Flange: 62mm (2<sup>7/16"</sup>) electro polished 316 stainless steel.

**Step Lens:**

TIR lens with Lifetime Warranty.

**Gaskets:**

Silicone, iron impregnated 220°C (428°F)

**Mounting:**

This fitting is designed to fit through a 50mm (2") holes and be fixed into position by two spring clips.

**Luminaire Weight:**

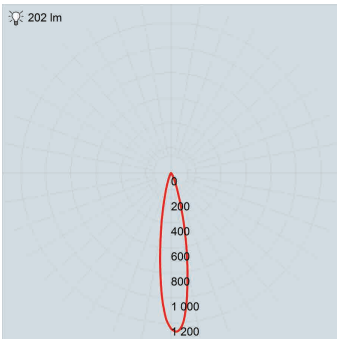
Low voltage  
 Alum: 0.300kg (11oz)  
 Cop: 0.800kg (1lb 12oz)  
 SS: 0.750kg (1lb 10oz)

## ACCESSORIES

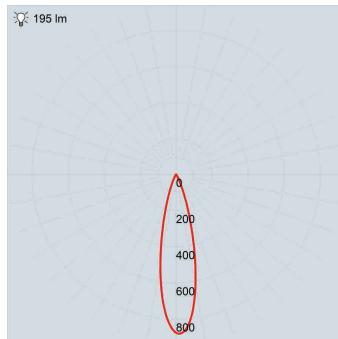
## BEAM ANGLES

High efficiency PMMA TIR lenses. Field replaceable

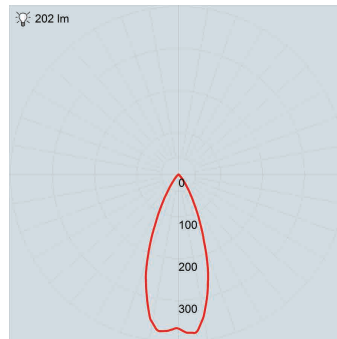
IES files available for download: [hunzalighting.com/downloads](http://hunzalighting.com/downloads)



15° FWHM  
TIR



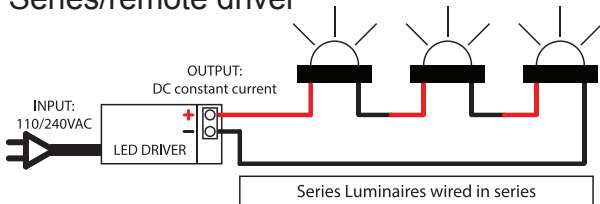
25° FWHM  
TIR



45° FWHM  
TIR

## WIRING GUIDE

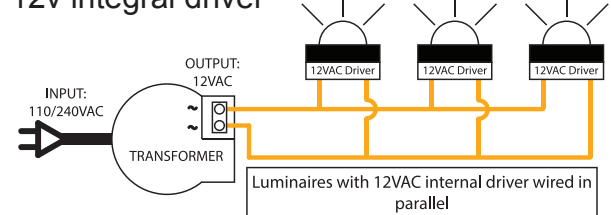
**Series/remote driver**



Diagrams are a guide only, wire colours and polarity may change depending on fixture and country

Available for download: [hunzalighting.com/downloads](http://hunzalighting.com/downloads)

**12v integral driver**



Specifications may change without notification

Aug 2017