

# Twin Wall Spot

Cat. No. TWS

Cat. No. TWS/R

Cat. No. TWSGU



The Twin Wall Spot is a wall-mounted luminaire with two fully adjustable heads, each allowing 360 degree rotation and 0 - 90 degree elevation. This luminaire has been designed to be mounted on walls and provide directional light for pathways and structural elements of a building.

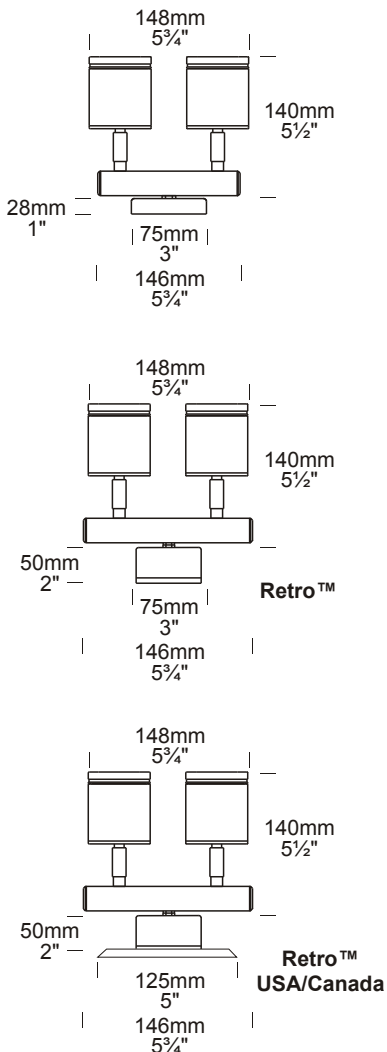
The Retro™ is a 110/240-12 ac mains option suited to an installation where mounting a transformer is a problem, e.g. a brick wall where there is only the cable protruding out of the wall and it is not an option to recess the transformer or when replacing an existing light fitting. The base size increases in size to accommodate the encapsulated IP66 dimmable transformer.

A GU10 version of this luminaire is also available for line voltage lamps. However, two longer luminaire bodies are needed to accommodate the longer lamps.

## Ordering Information

Luminaire Type	Material/Finish	Accessories
TWS - Twin Wall Spot	BK - Black	CJK150 - Cable Joint Kit
TWS/R - Twin Wall Spot	BZ - Bronze	GG - Glare Guard
Retro	CT - Corten	HCL - Hex Cell Louvre
TWSGU - Twin Wall Spot	DG - Dark Grey	LENSSTEPF - Frosted Lens
GU10	OG - Olive Green	WBAP - Wall Box
	STAR - Silver Star	Adaptor Plate
	WB - White Birch	
	WH - White	
	COP - Copper	
	SS - Stainless Steel	

Ordering example: TWS BK - Twin Wall Spot in Black  
 TWS/R COP - Twin Wall Spot Retro in Copper  
 TWSGU SS - Twin Wall Spot GU10 in Stainless Steel  
 LENSSTEPF - Frosted Lens  
 (accessories ordered separately)



## Luminaire Construction

**CNC machined from one of the following metals:**

### Aluminium

High corrosion resistant aluminium with chromate substrate and high UV resistant polyester powder coat.

Body: 63.5mm (2½") x 10mm (3/8") aluminium tube.

End cap: solid aluminium 63.5mm (2½") rod.

Base: 2mm (1/16") hand spun aluminium.

Back plate: cast from virgin high corrosion resistant CC401 low copper aluminium alloy.

Colours:

Black, Bronze, Corten, Dark Grey, Olive Green, Silver Star, White Birch, White.

### Copper

Body: 63.5mm (2½") x 10mm (3/8") copper tube.

End cap: solid copper 63.5mm (2½") rod.

Base: 2mm (1/16") hand spun copper.

Back plate: forged brass.

### 316 Stainless Steel

Body: 63.5mm (2½") x 10mm (3/8") stainless steel tube.

End cap: solid stainless steel 63.5mm (2½") rod.

Base: 2mm (1/16") hand spun stainless steel.

Back plate: investment cast and CNC machined stainless steel.

## Mounting

**12 volt** - the luminaire is mounted to the wall using two 316 stainless screws through a shallow base 16mm (5/8") in depth. A Wall Box Adaptor Plate is available as an accessory to fit 3.0 and 4.0 junction boxes for USA /Canada.

**Retro** - a mounting plate is fixed to the wall using two screws and then the luminaire is fitted to the mounting plate.

## Features

### Lens

10mm (3/8") clear flush fit shatter resistant glass.

Lifetime Warranty.

### Gasket

Silicone, iron impregnated 220°C (428°F).

### Lamp Holders

MR16 & GU10 - 350°C (622°F) ceramic multi contact lamp holder with 250°C (480°F) Teflon cables.

## Accessories

**Cable Joint Kit** (Cat. CJK150). Not approved for USA/Canada.

**Glare Guard** (Cat. GG).

**Hex Cell Louvre** (Cat. HCL).

**Wall Box Adaptor Plate** (Cat. WBAP).


For 12 luminaires for USA/Canada.

## Swivel

**Aluminium and Copper luminaires** - 360° rotation and 0-90° elevation, solid brass with anti rust spring.

**Stainless Steel luminaires** - 360° rotation and 0-90° elevation, full stainless steel construction.

## Standards

IP66, UL1838, 

## Luminaire Weight

12 volt - **Aluminium** - 0.775kg (1lb 1oz)

**Copper** - 2.650kg (4lb 14oz)

**Stainless Steel** - 1.750kg (3lb 13oz)

Retro - **Aluminium** - 1.100kg (2lb 6oz)

**Copper** - 2.650kg (5lb 13oz)

**Stainless Steel** - 2.200kg (4lb 13oz)

## Power Supply

**12 volt** - Hunza Inground or Wall Mount Transformer: not included.

USA and Canada

Hunza Wall Mount Transformer: not included.

**Retro** - Hunza 110/240-12 volt ac potted electronic transformer built into the Retro base. Dimmable with a suitable dimmer.

## Lamp Options

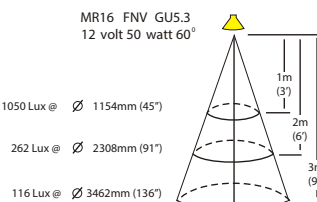
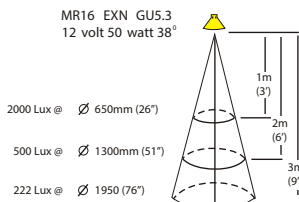
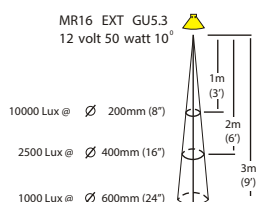
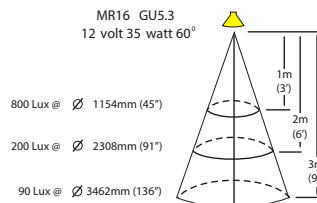
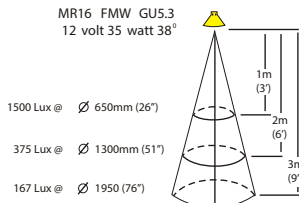
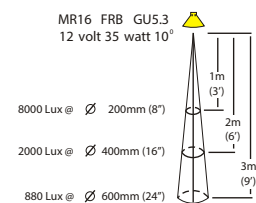
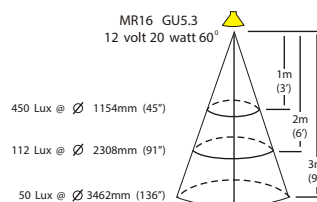
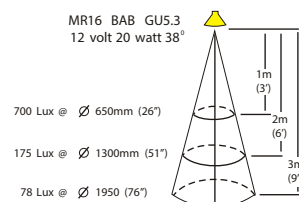
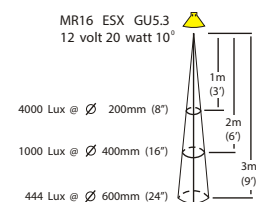
MR16 - 20 or 35 watt lamp max.

GU10 - 25 or 35 watt lamp max.

USA and Canada

MR16 - 20 watt lamp max.

GU10 - lamp not supplied.



**HUNZA**™ PURE OUTDOOR LIGHTING

HUNZA FACTORY  
130 Felton Mathew Ave  
Glen Innes  
Auckland 1072  
New Zealand

Ph: 64-9-528 9471  
Fax: 64-9-528 9361  
hunza@hunza.co.nz  
www.hunzalighting.com

INTERNATIONAL CONTACTS:  
<http://www.hunzalighting.com/contact.php>  
Specification may change without notice.  
Manufactured in New Zealand.  
© 2016 Hunza Holdings Ltd.